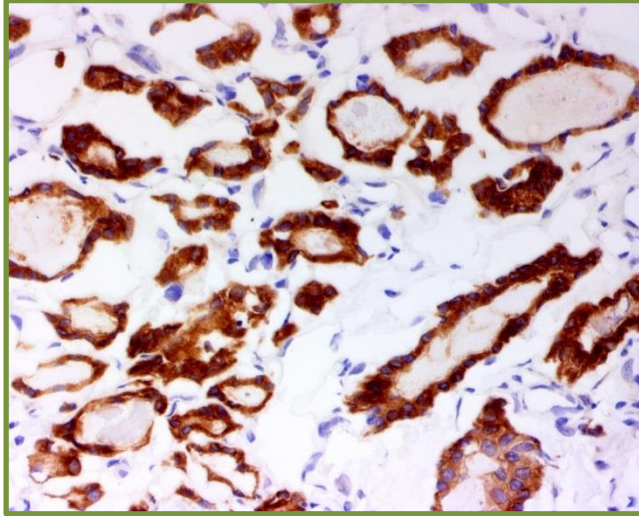




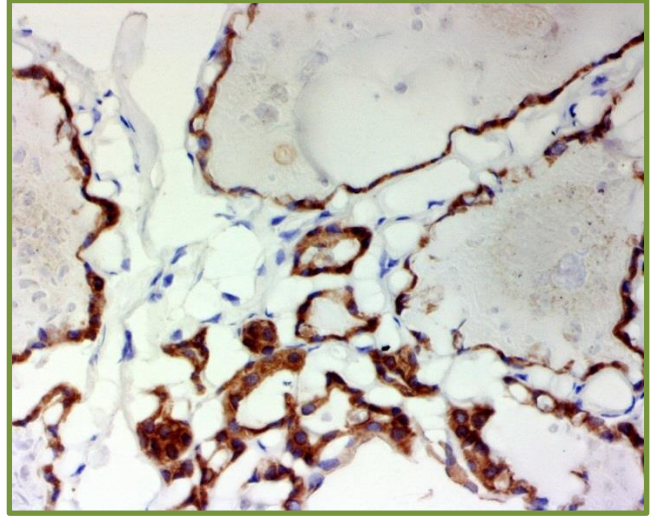
NOVODIAX, INC.

Advancing Immunoassays Through Innovation

ihcPrime™ Thyroperoxidase (TPO) Reagent Clone C129



Thyroid? Using Frozen Tissue?




Thyroid? Using Frozen Tissue?

Catalog Numbers: RK31032-XXX, goes with ihc DAB K50001-### and ihc Blocker K51001-### (Intl.) or K51002-### (USA)
Package Size: -005: For ~50 IHC Tests using frozen or FFPE tissues
(XXX) -010: For ~100 IHC Tests using frozen or FFPE tissues
Antibody: Rabbit
Storage: Store at 4°C upon receiving. DO NOT FREEZE.
Intended Use: For Research Use Only

The ihcPrime and ihcDirect® are conjugated primary antibodies, including therapeutic (abs) directly onto polymerized HRP enzymes that can deliver test results in as short as 10-minutes. This direct labeling approach improves performance by eliminating secondary antibodies, greatly simplifying test procedures while driving exceptionally fast immunohistochemistry (IHC) test results for both frozen and FFPE tissues. No special equipment is required!

ihcPrime Thyroperoxidase (TPO) is a monoclonal anti-human rabbit antibody that is directed against the antigen within microsomal fraction of thyroid epithelial cells. TPO is a membrane-bound protein and enzyme expressed mainly in the thyroid where it is secreted into colloid. Thyroid peroxidase oxidizes iodine ions useful to the production of thyroxine (T4) or triiodothyronine (T3), the thyroid hormones. TPO production is impaired in selected thyroid diseases and may be useful in confirming or ruling out benign diseases from differentiated thyroid carcinoma, with the exception of low-risk carcinoma such as minimally invasive follicular carcinoma (MIFC). When combined with other markers TPO may be used as a prognostic factor for differentiating thyroid cancers. TPO has also been associated with Hashimoto's thyroiditis and Graves disease.

www.novodiox.com
Sales@novodiox.com
Support@novodiox.com

 Novodiox, Inc.
3517 Breakwater Ave.
Hayward, CA 94545
+1 (888) 439-2716