

ihc Blocker

K51002-030, 300 tissue stains*
K51002-015, 150 tissue stains*


Product Description:

The Novodix ihc Blocker is intended for laboratory use. The reagent can be used with the Novodix ihcDirect[®] immunohistochemistry reagents and test kits, Novodix ihcPrime[™] research use only reagents and test kits, as well as other *in vitro* diagnostic applications. The Novodix ihc Blocker is a ready-to-use liquid.


Principle of Procedure:

Novodix ihc Blocker is designed for use with ihcDirect pHRP and ihcPrime antibody conjugates as an aid to reduce assay background by competing for protein binding sites. The reagent may also be used for other immunohistochemistry (IHC) applications.

Reagents Provided:

Part No.		Description
K51002-030	300*	Two 15ml size ihc Blocker ready-to-use liquid reagents
K51002-015	150*	One 15ml size ihc Blocker ready-to-use liquid reagent

* Estimated at 100µl of ihc Blocker per tissue

Reagent Description		Component Part Number	Sizes (ml)
ihc Blocker	150*	C30005-G15ML	15

The ihc Blocker contains casein and 1% BSA in a proprietary buffer system with 0.05% ProClin[™] 300 as preservative.

Preparing to Use ihc Blocker Reagent:

Before using the ihc Blocker Reagent, remove from the package and allow the reagent to equilibrate to room temperature. Mix gently following equilibration prior to use. Dispense sufficient ihc Blocker to cover the tissue. The reagent bottle is equipped with a dropper tip with cap that dispenses approximately 30µl of reagent per drop.

Storage and Handling:

This product should be stored at 2-8°C and is suitable for use until expiry date when stored at this temperature. Do not freeze. Do not use the product after expiration date. If reagents are stored under any conditions other than those specified in the package insert, they must be verified by the user.

Instructions for Use:

The ihc Blocker is generally used prior to the dispense of a primary antibody. ihc Blocker may be used in conjunction with other immunohistochemistry blocking chemicals such as hydrogen peroxide (H₂O₂). Determine the appropriate blocker based on the assay protocol published in the instructions









for use. For frozen tissues, rinse off fixatives with ihc Wash Buffer or similar washing buffer prior to application.

Follow instructions for use and test protocols including the use of positive and negative controls. If unexpected staining is observed which cannot be explained by variations in laboratory procedures or a problem with the ihc Blocker is suspected, contact Novodix Technical Support or your local distributor immediately. Within the US call 1 (888) 439-2716 ext. 2 or 1 (510) 342-3043 ext. 2.

For technical support or further information about Novodix products please contact support@novodix.com or sales@novodix.com.

Warnings and Precautions:

1. Take reasonable precautions when handling reagents. Use protective equipment such as disposable gloves and lab coats when handling suspected carcinogens or toxic materials. Read Safety Data Sheets (SDS) prior to use.
2. Avoid contact of reagents with eyes and mucous membranes. If reagents come in contact with sensitive areas, wash with copious amounts of water.
3. Patient specimens and all materials that come into contact with patient specimens should be handled as bio-hazardous materials and disposed of appropriately.
4. Consult local or state authorities with regard to recommended method of disposal of bio-hazardous and hazardous chemical waste materials.
5. Avoid microbial contamination of reagents.

ihc Blocker Key to Symbols			
	Catalog Number		Blocking reagent
	Use by: YYYY-MM-DD		Manufacturer
	Consult Instruction for Use		Temperature Limitation
	Batch Code		Contains sufficient for < n > tests

Instructions for Use (IFU) Access:

To obtain the latest electronic version of an IFU document, visit our website at <https://www.novodix.com/literature/instructions-for-use-ifu/>. Printed copies of an IFU document may be obtained by contacting Novodix Technical Support or your local distributor.



<https://www.novodix.com/literature/instructions-for-use-ifu/>

